



Oakfield

HIGH SCHOOL & COLLEGE

Results Analysis 2022/2023

Headlines



95%

of year 11 learners obtained at least 1 GCSE equivalent qualification.




30%

of learner's achieved a grade 3 or higher in science



2.4

the average GCSE grade in Science.



91%

of learners achieved 5 or more Progress 8 approved qualifications (11.1)



100%

of learners achieved a Level 1 qualification. (11.2 and 11.3)




38

the average number of AQA unit awards achieved (11.4)



100%

of college learners achieved their predicted grades.



0.14

The difference in Pupil premium v non pupil premium progress 8 scores

How performance data for 2021/22 is presented by the DfE

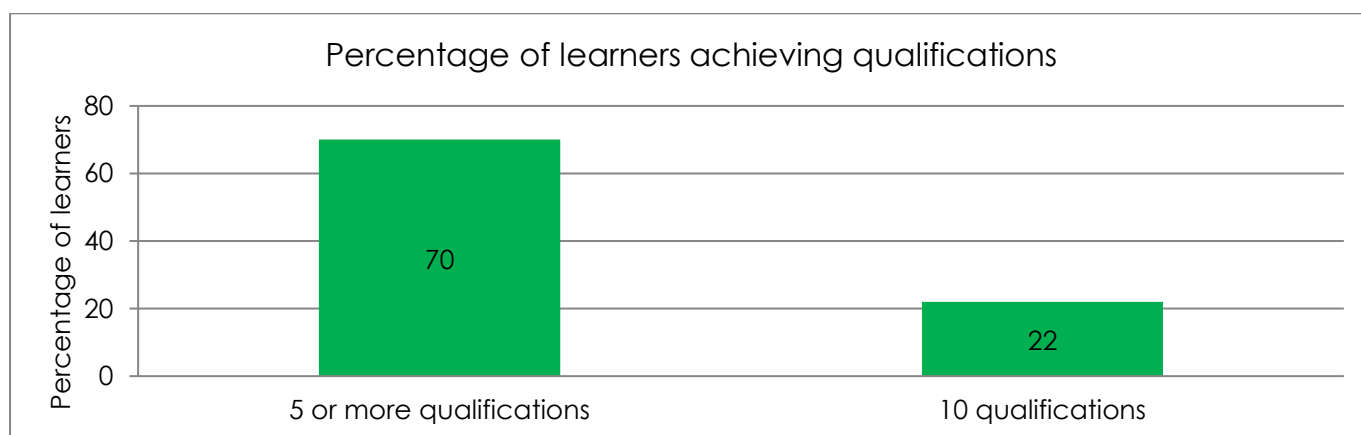
In recognition of the effects of the pandemic there are some changes to the way performance data is presented. The DfE are advising against making comparison with performance data from earlier years and direct comparisons with other schools. School performance data is published with the comparison aspect of the tables removed. Attainment data within this report has been divided per class (11.1, 11.2, 11.3 and 11.4) to celebrate each individual classes achievements.

Analysis of Key Stage 4 Results

Year 11 have demonstrated outstanding resilience and determination, reflected in their impressive results. Their hard work and dedication, Oakfield's outstanding curriculum and innovative teaching has enabled all learners to achieve their accreditation.

	Learner group	No	%
Achieving 5 or more	All	26	70
Achieving 10 qualifications	All	8	22

70% (26 out of 37) learners transitioned from Oakfield with at least 5 or more qualification. In addition, 21% (8 learners) achieved 10 qualifications.



DfE checking data (October 2022)

For 2021/22 the progress 8 score is -1.68. Progress 8 aims to capture the progress that learners in a school make from the end of primary school to the end of KS4. It is a type of value-added measure, which means that learners' results are compared to other learners nationally with similar prior attainment. The average attainment 8 score per learner is 4.69. The attainment 8 measures the average grade across 8 qualifications as follows; maths double weighted, English double weighted, 3 Ebacc subjects (double Science and History) and 3 additional qualifications known as the open bucket (Sport Studies and Food Technology). Disadvantaged data indicates a progress 8 score of -1.54 and average attainment 8 score of 4. This evidences the impact of the Pupil Premium plan in reducing the knowledge gap within school.

FFT (Fisher Family Trust), indicates that school attainment for GCSEs was on average 1.1. Science is identified as most successful subjects for the 11.1 cohort (average grade 2.4), followed by English Literature (average grade 2.2) and the open bucket subjects (Cambridge National Sport Studies and GCSE Food and Nutrition) with an average grade of 2.1.

GCSE Grade	1.9
English (best)	1.9
Maths	1.5
Ebacc APS	1.4
Other GCSEs	2.1
Grade 4+ En & Ma	0%
Grade 5+ En & Ma	0%

11.1 Analysis of Results

91% of the 11.1 group achieved 5 or more approved progress 8 qualifications. In addition, 73% achieved 10 or more qualifications. Learners achievements in Science are outstanding, with 40% achieving a grade 3 or higher in their GCSE. 70% of learners achieved English Literature, 50% achieving a grade 2 or higher for English Language. The performance of boys and girls is similar. The outcomes for Pupil Premium (PP) learners and Children Looked After (CLA) is in line with their peers.

Achieving 5 or more Approved Progress 8 qualifications	All	10	91%
	Girls	3	100%
	Boys	7	88%
	FSM	3	100%
	LAC	1	100%
Achieving 10 qualifications overall	PP	3	100%
	All	8	73%
	Girls	2	67%
	Boys	6	75.0%
	FSM	2	67%
LAC	1	100%	
PP	3	100%	

11.2 and 11.3 Analysis of Results

All learners achieved BTEC and Entry level qualifications in the 11.2 and 11.3 group. 93% of learners achieved at least one GCSE equivalent qualification and 100% achieved more than 1 qualification (an average of 5.8 qualifications). Particular success was in mathematics where two learners in 11.2 achieved a grade 2 GCSE. 60% of learners achieved a BTEC Level 2 in Home Cooking and 50% achieved a BTEC Level 1 in 11.2 and 11.3 Construction. In 11.2 100% of learners achieved 1 or more GCSE or equivalent qualification. In 11.3 86% achieved 1 or more GCSE or equivalent qualification. The outcomes for Pupil Premium (PP) learners and Children Looked After (CLA) is in line with their peers. In both 11.2 and 11.3 100% of Pupil Premium learners achieved 1 or more qualifications. 90% of Pupil Premium learners also achieved 1 or more GCSE or equivalent qualification.

11.2 class			
Achieving 1 or more qualifications overall	All	13	100.0%
	Girls	4	100.0%
	Boys	9	100.0%
	FSM	2	100.0%
	LAC	2	100.0%
	PP	4	100.0%
Achieving 5 or more qualifications overall	All	10	76.9%
	Girls	2	50.0%
	Boys	8	88.9%
	FSM	1	50.0%
	LAC	1	50.0%
	PP	3	75.0%

11.3 class			
Achieving 1 or more qualifications overall	All	7	100.0%
	Boys	7	100.0%
	FSM	6	100.0%
	PP	5	100.0%
Achieving 5 or more qualifications overall	All	6	85.7%
	Boys	6	85.7%
	FSM	5	83.3%
	PP	4	80.0%

11.4 Analysis of Results

83% (5 out of 6 learners) achieved a WJEC Entry 1 Personal Progress qualification with 1 learner also achieving an Entry 2 in Science and Entry 3 in Art. On average each learner achieved 38 AQA unit awards certificates. The performance of boys and girls is similar. The outcomes for Pupil Premium (PP) learners and Children Looked After (CLA) is in line with their peers.

	Learner group	No	%
Achieving 1 or more qualifications overall	All	5	83.3%
	Girls	3	75.0%
	Boys	2	100.0%
	FSM	2	100.0%
	LAC	0	
	PP	3	100.0%

College Results

Student achievements - KS5 leavers 2019

	No of students	% cohort
5-9 qualifications	3	20.0%
1-5 qualifications	11	73.3%
Total L1 qualifications achieved	37	
5-9 L1 qualifications	2	13.3%
Less than 5 L1 qualifications	11	73.3%
At least 1 L1 qualification	13	86.7%
Total EL qualifications achieved	5	
Less than 5 EL qualifications	15	100.0%
At least 1 EL qualification	5	33.3%

Number of achievements per subject type

Level 1-2 FS (English)	3
Level 1-2 FS (maths)	1
BTEC L1 qualifications	20
BTEC EL qualifications	1
Occupational Studies	6
Other entry level	5
Other Level 1-3	10

Name	Entry 1	Entry 2	Entry 3	Level 1	Total grades
NCFE Occupational Studies				6	6
English Functional Skills				3	3
BTEC Health and Social care				1	1
BTEC Art and Design				5	5
BTEC Performing Arts				1	1
BTEC Sports and Leisure				7	7
Maths Functional Skills	3			1	4
ABC Small Animal Care				1	1
BTEC Land Base			2	1	3
BTEC Construction				3	3
Art Award Explore			2		2
Art Award Bronze				3	3
BTEC Pre Vocational		1			1
Name	Grade 5	Grade 4	Grade 3	Grade 2	Grade 1
GCSE Resit English		3			

The Key Stage 5 curriculum combines relevant core qualifications with vocational and personal development accreditation. Acquiring knowledge and skills in preparation for adulthood is fundamental to Oakfield's key stage 5 provision. There are a wide range of subjects offered to suit the ability, interests and needs of each learner. The courses provided are important for learners at Oakfield as they support their personal development and workplace skills when they leave. All learners (100%) achieved their BTEC and Entry level qualification. 73% of College learners achieved 1 or more qualifications. 42 individual qualifications were gained by the College leavers in 2022. Three Year 14's successfully sat their GCSE re-sit in English and as a result improved their grades from Year 11.

Destination Analysis

Pre-destination checking has indicated that 100% of the leavers (both year 11 and 14) in 2022 are currently in workplace, training, further education or at a community interest company. 53% (8 learners) have transition to further education, with 20% (3 learners) transitioning to a training provider. 91% (32 learners) of year 11 have successfully transition to Oakfield College and 5% (2 learners) have transitioned to alternative further education colleges.