

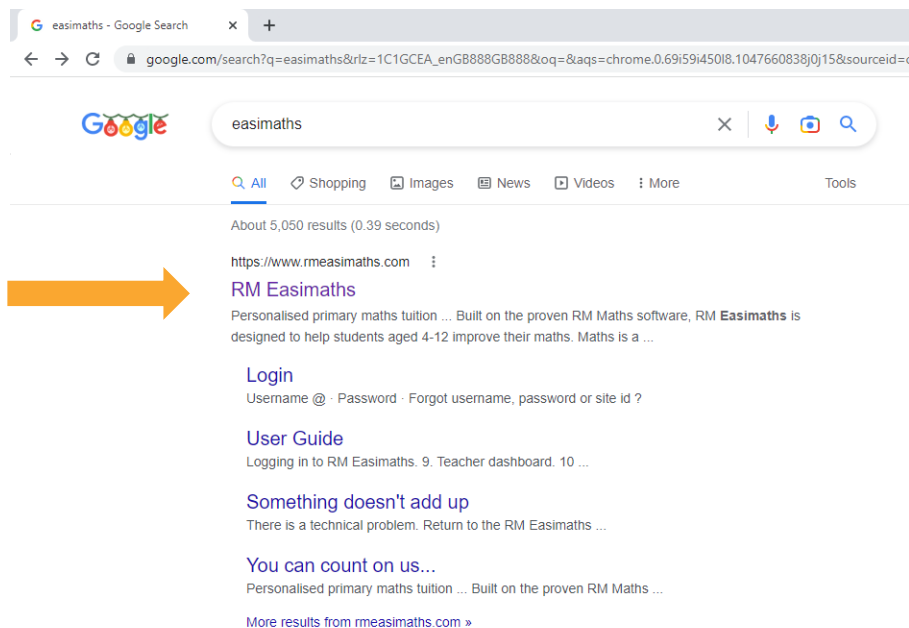
RM Easimaths

Information for Parents

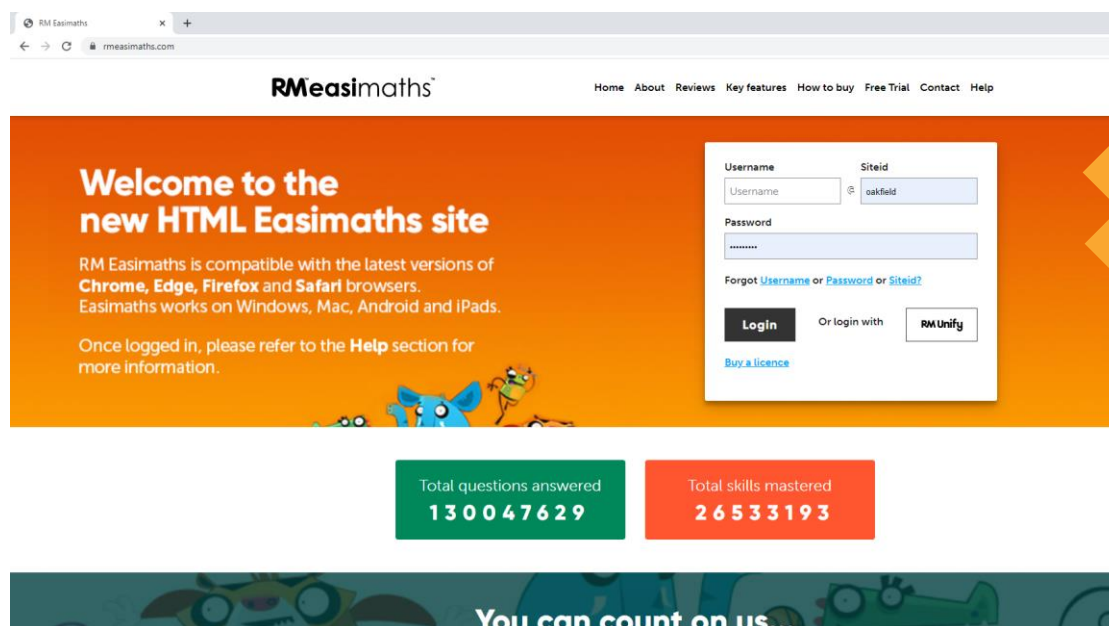


1) To log on from a Windows device, a Mac and an Android or iPad you will need to use the Chrome browser on your device.

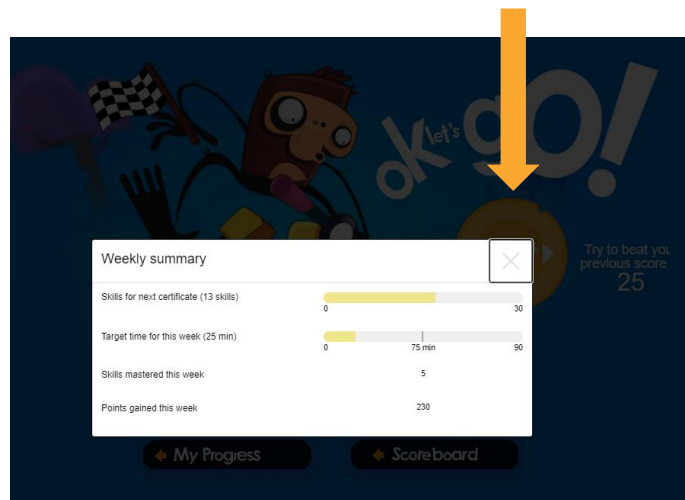
Go to www.rmeasimaths.com to sign in.



2) Type your child's username and password here. The Site ID is oakfield.



3) Click the cross in the corner



4) Click start.



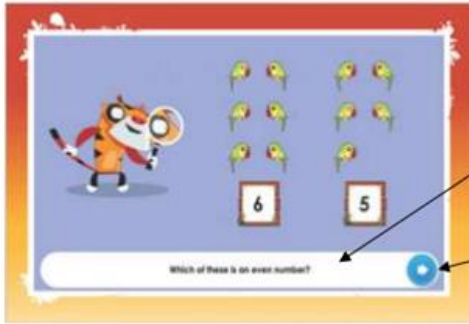
5) The timer is set for 25 minutes for your child to answer simple Maths question. The program will get increasingly difficult as your child works through the program.

Using RM Easimaths

When learners are using RM Easimaths it is important they have somewhere quiet to work.

The questions are read out so they will need speakers or headphones.

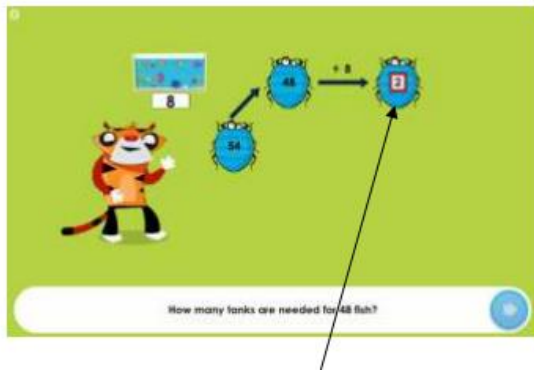
Each session lasts for 25 minutes and ends with a reward game called 'Fling-a-ball'.



Learners should wait for the question voice over to finish.

The question will remain at the bottom of the screen.

They can change the answer as many times BEFORE clicking the blue button to submit.



If your child gets a question wrong it will appear red.

1st time wrong - they get another chance

2nd time wrong - they receive some help and explanation before another chance

3rd time wrong - they are given the answer and methodology

It is important that you **DO NOT** give your child the answer!

Let them work through the activities themselves otherwise they may miss learning and explanation in areas that they need support in.

