



Results

10th September 2018

Oakfield High School and College

Your results show how your answers compare to the 8 Gatsby Benchmarks. They can help you to identify strengths and areas for improvement.

Benchmark 1



A stable careers programme

88%

Your school has met 88% of the 17 assessment areas in benchmark 1

Every school and college should have an embedded programme of career education and guidance that is known and understood by pupils, teachers, governors and employers.

Your whole-school careers programme:	Achieved?
Is written down	✓
Is approved by the board of governors	✗
Has the explicit backing of senior leadership	✓
Has resources allocated to it	✓
Has systematic monitoring in place	✓
Has both strategic and operational elements	✓
Is published on your school's website	✓

Your whole-school careers programme:	Achieved?
Is on the school's website with information aimed specifically at:	
Students	✓
Teachers	✓
Employers	✓
Parents/Carers	✓
Is evaluated for effectiveness at least every 3 years	✓
Is evaluated using systematic feedback from:	
Students	✓
Teachers	✓
Employers	✗
Parents/Carers	✓
Has an identified lead individual with strategic responsibility for overseeing the programme	✓
A guide to delivering on Benchmark 1	
Download a guide to understanding this benchmark and developing your careers activities.	
Download guide to Benchmark 1 [PDF]	
Download SEND guide to Benchmark 1 [PDF]	
Find an activity provider	
Hide details	
Your previous score Jul 2018	88%
	
National Average 2017	4%
	

Benchmark 2

Learning from career & labour market information

50%

Your school has met 50% of the 2 assessment areas in benchmark 2

Every pupil, and their parents, should have access to good quality information about future study options and labour market opportunities. They will need the support of an informed adviser to make best use of available information.

Your school:	Achieved?
Ensures the majority of students have used up-to-date career & labour market information to help inform study/career decisions.	✘
Encourages parents and carers to use career path and labour market information to aid the support given to their children.	✔

A guide to delivering on Benchmark 2

Download a guide to understanding this benchmark and developing your careers activities.

[Download guide to Benchmark 2 \[PDF\]](#)

[Download SEND guide to Benchmark 2 \[PDF\]](#)

[Find an activity provider](#)

Hide details

Your previous score
Jul 2018

0%



National Average
2017

30%





Benchmark 3

Addressing the needs of each pupil

100%

Your school has met 100% of the 7 assessment areas in benchmark 3

Advice and support should be tailored to the needs of each pupil. Keeping good records of pupils and their destinations after school will help.

Your school:	Achieved?
Provides a careers programme that:	
Raises aspirations of all students	✓
Challenges stereotypical thinking (In terms of gender etc)	✓
Keeps systematic records on each pupils' experiences of career and enterprise activity	✓
Enables pupils to access accurate record about their careers and enterprise experiences	✓
Collects and maintains accurate data for each pupil on their destinations for 3 years after they leave school	✓
Shares above mentioned data with the local authority	✓
Works pro-actively with the local authority and careers advisers to provide careers guidance to vulnerable pupils and special educational needs and disability (SEND) students.	✓
A guide to delivering on Benchmark 3	
Download a guide to understanding this benchmark and developing your careers activities.	
Download guide to Benchmark 3 [PDF]	
Download SEND guide to Benchmark 3 [PDF]	
Find an activity provider	
Hide details	
Your previous score Jul 2018	85%
	
National Average 2017	9%
	

Benchmark 4

Linking curriculum learning to careers

100%

Your school has met 100% of the 4 assessment areas in benchmark 4

Careers and enterprise education should be part of and included in a pupil's standard lessons, linking curriculum to real-world career paths.

Your school:	Achieved?
All/the overwhelming majority of students by the time they leave school, have meaningfully experienced career learning as part of:	
English lessons	✓
Maths lessons	✓
Science lessons	✓
PSHE lessons	✓

A guide to delivering on Benchmark 4

Download a guide to understanding this benchmark and developing your careers activities.

[Download guide to Benchmark 4 \[PDF\]](#)

[Download SEND guide to Benchmark 4 \[PDF\]](#)

[Find an activity provider](#)

Hide details

Your previous score
Jul 2018



50%

National Average
2017



13%

Benchmark 5

Encounters with employers & employees

Your school has met 100% of the 1 assessment area in benchmark 5

100%

All pupils should have encounters with employers and employees that result in a better understanding of the workplace and the potential career paths open to them.

All/the overwhelming majority of pupils:	Achieved?
Have at least one meaningful encounter with an employer every year they are at your school	✓

A guide to delivering on Benchmark 5

Download a guide to understanding this benchmark and developing your careers activities.

[Download guide to Benchmark 5 \[PDF\]](#)

[Download SEND guide to Benchmark 5 \[PDF\]](#)

[Find an activity provider](#)

Hide details

Your previous score
Jul 2018

100%



National Average
2017

37%



Benchmark 6

Experiences of workplaces

100%

Your school has met 100% of the 2 assessment areas in benchmark 6

It's important for pupils to experience the workplace environment to understand the context in which they could one day be working.

All/the overwhelming majority of pupils:	Achieved?
Have had a meaningful experience of a workplace by the end of year 11	✓
Have obtained a meaningful experience of a workplace during years 12 and 13	✓

A guide to delivering on Benchmark 6

Download a guide to understanding this benchmark and developing your careers activities.

[Download guide to Benchmark 6 \[PDF\]](#)

[Download SEND guide to Benchmark 6 \[PDF\]](#)

[Find an activity provider](#)

Hide details

Your previous score

Jul 2018

100%



National Average

2017

39%



Benchmark 7

Encounters with further and higher education

66%

Your school has met 66% of the 6 assessment areas in benchmark 7

Careers provision should cover further and higher education as well as potential professions. Pupils should have encounters with these organisations whilst at school.

By the time they leave school all/the overwhelming majority of pupils:	Achieved?
Have had meaningful encounters with sixth form colleges	✓
Have been provided with information about the full range of apprenticeships, including higher level apprenticeship	✓
Have had meaningful encounters with general further education colleges	✓
Have had meaningful encounters with independent training providers	✓
Have had meaningful encounters with universities	✗
Have had at least two meaningful visits to universities to meet staff and students	✗

[A guide to delivering on Benchmark 7](#)

Download a guide to understanding this benchmark and developing your careers activities.

[Download guide to Benchmark 7 \[PDF\]](#)

[Download SEND guide to Benchmark 7 \[PDF\]](#)

[Find an activity provider](#)

Hide details

Your previous score

Jul 2018

50%



National Average

2017

8%



Benchmark 8

Personal guidance

100%

Your school has met 100% of the 2 assessment areas in benchmark 8

Every student should have opportunities for guidance interviews with a career adviser, who could be internal or external, provided they are trained to an appropriate level.

All/the overwhelming majority of pupils:	Achieved?
Have had an interview with a professional and impartial careers adviser by the end of year 11	✓
Have had at least two interviews with a professional careers adviser by the end of year 13	✓

A guide to delivering on Benchmark 8

Download a guide to understanding this benchmark and developing your careers activities.

[Download guide to Benchmark 8 \[PDF\]](#)

[Download SEND guide to Benchmark 8 \[PDF\]](#)

[Find an activity provider](#)

Hide details

Your previous score Jul 2018		100%
National Average 2017		46%

THE CAREERS &
ENTERPRISE
COMPANY

