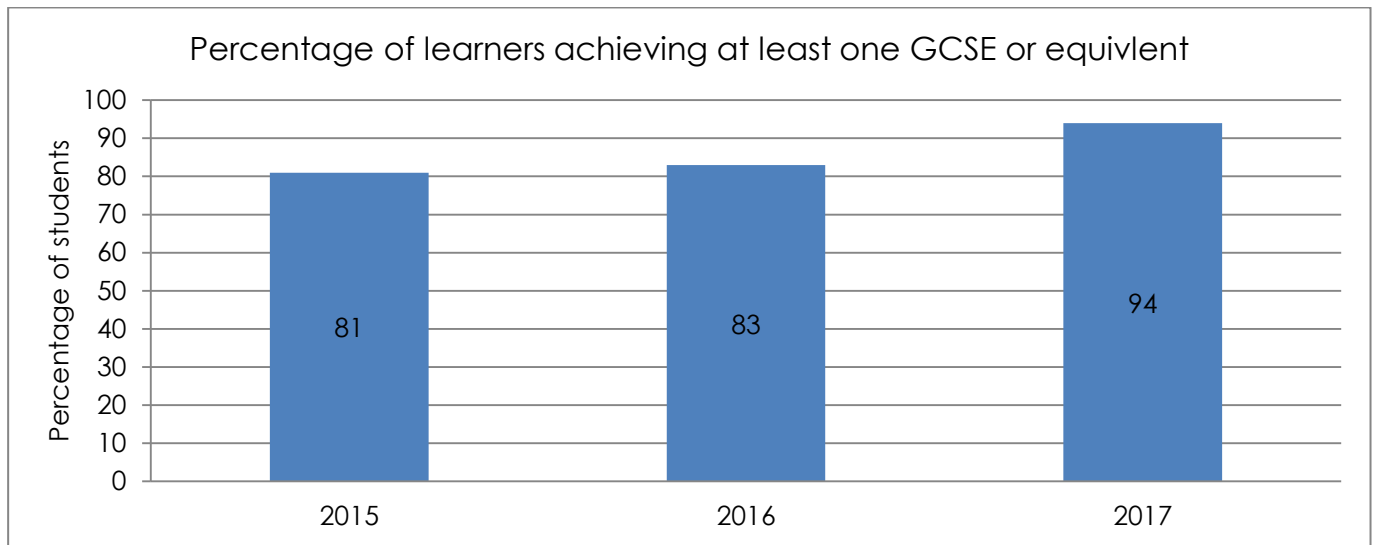


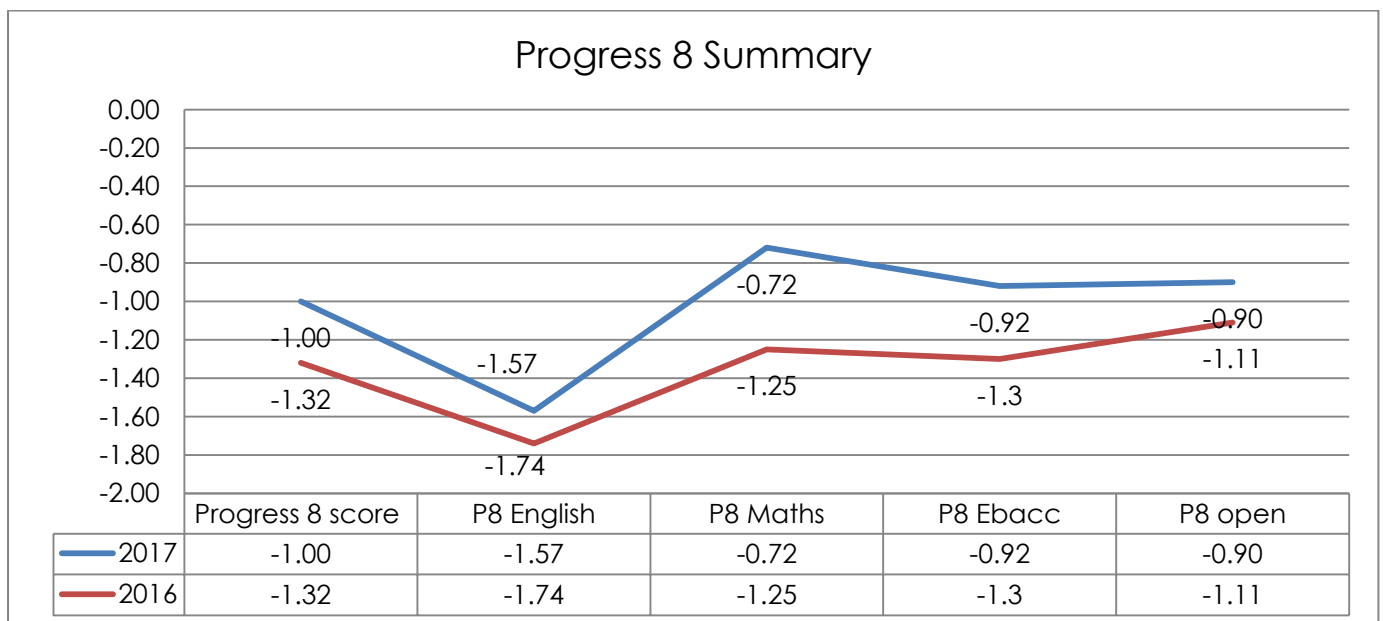


Key Stage 4 Results data 2016 – 2017

Year 11 learners at Oakfield made exceptional progress and achieved highly aspirational qualifications in 2016-17 due to consistently outstanding teaching and learning. 100% of learners achieved at least 1 qualification, with 94% attaining success in at least one GCSE or equivalent subject. Progress and Attainment 8 scores have demonstrated exceptional progress over a two year period.



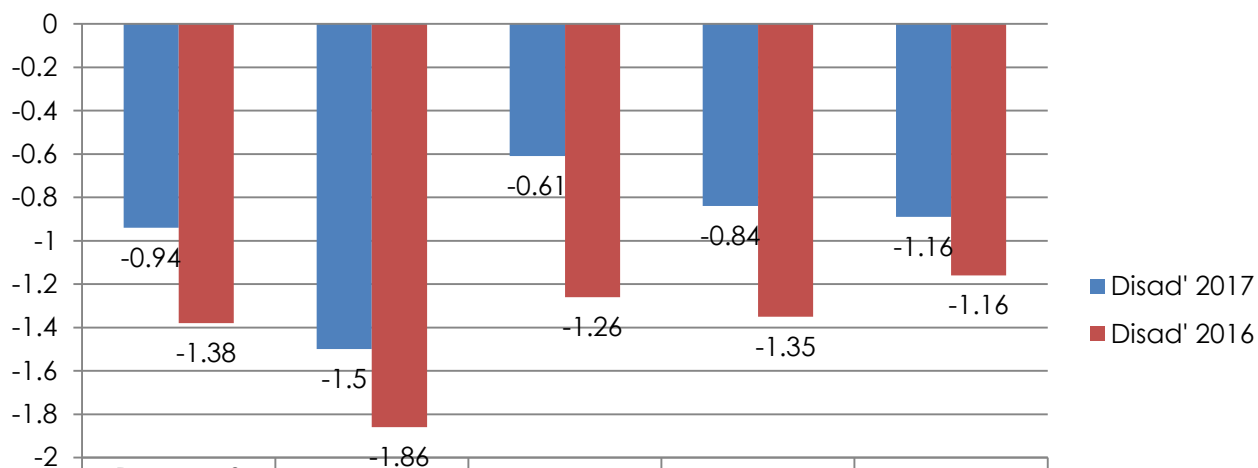
As a result of outstanding teaching, learning and assessment in 2017 94% of learners achieved one or more GCSE or equivalent qualifications. This is an increase of 13% since 2015.



	2016	2017	Gap
Progress 8 score	-1.32	-1.00	0.32
P8 English	-1.74	-1.57	0.17
P8 Maths	-1.25	-0.72	0.53
P8 Ebacc	-1.3	-0.92	0.38
P8 Open	-1.11	-0.90	0.21

All 19 learners are included within the Progress 8 measure. Oakfield progress 8 score has improved from -1.32 to -1.00 (provisional), an increase of 0.32 from last year's results. Particular improvements have been made in Maths with a 0.53 improvement from -1.25 to -0.72, alongside the EBacc group where a 0.38 improvement from -1.30 to -0.92. Oakfield achieved within the top 4% of special schools.

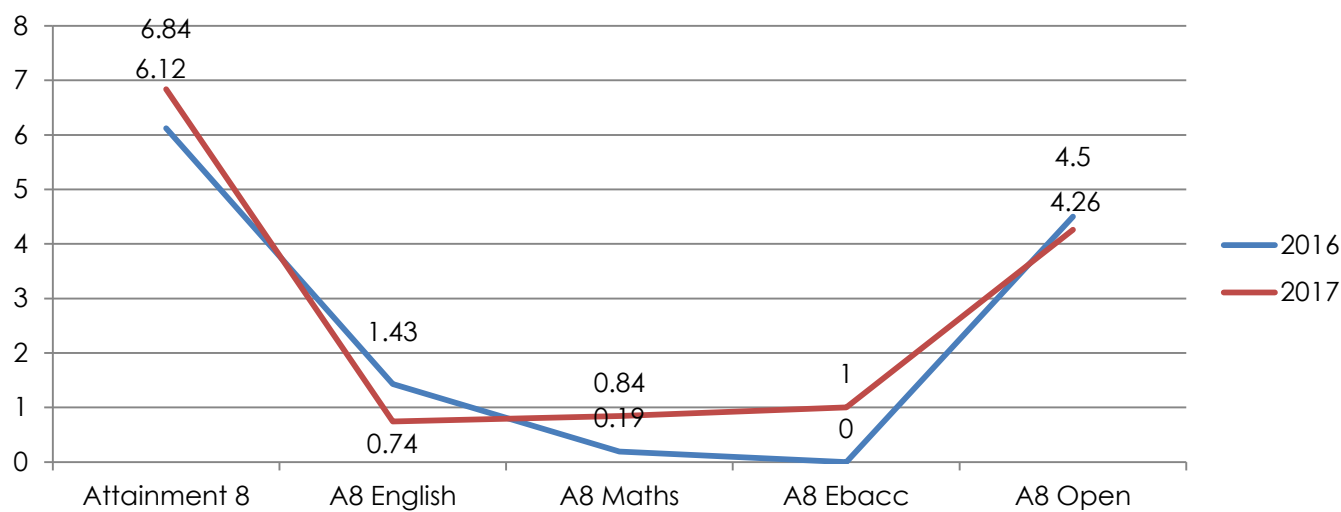
Disadvantaged Progress 8 data



	Progress 8 score	P8 English	P8 Maths	P8 Ebacc	P8 Open
Disad' 2017	-0.94	-1.5	-0.61	-0.84	-0.89
Disad' 2016	-1.38	-1.86	-1.26	-1.35	-1.16

The outstanding improvement in progress has been replicated with disadvantaged learners whose progress 8 score improved from -1.38 to -0.94, an increase of 0.44.

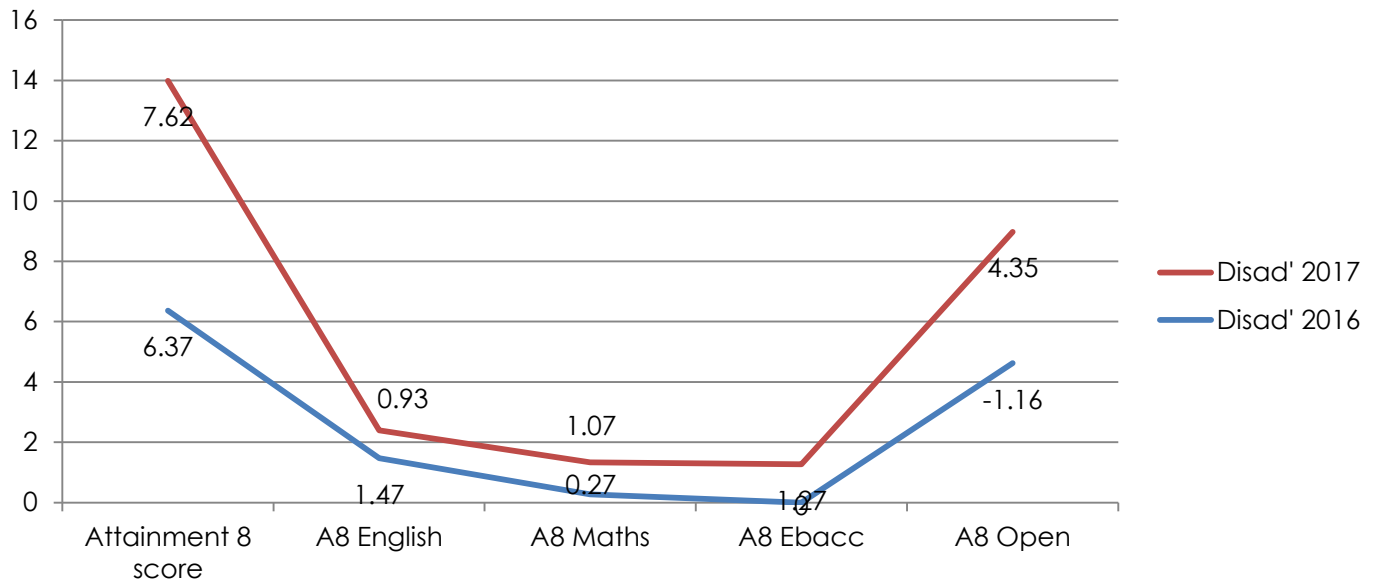
Attainment 8 summary



	2016	2017	Gap
Attainment 8	6.12	6.84	0.72
A8 English	1.43	0.74	-0.69
A8 Maths	0.19	0.84	0.65
A8 Ebacc	0	1.00	1.00
A8 Open	4.5	4.26	-0.24

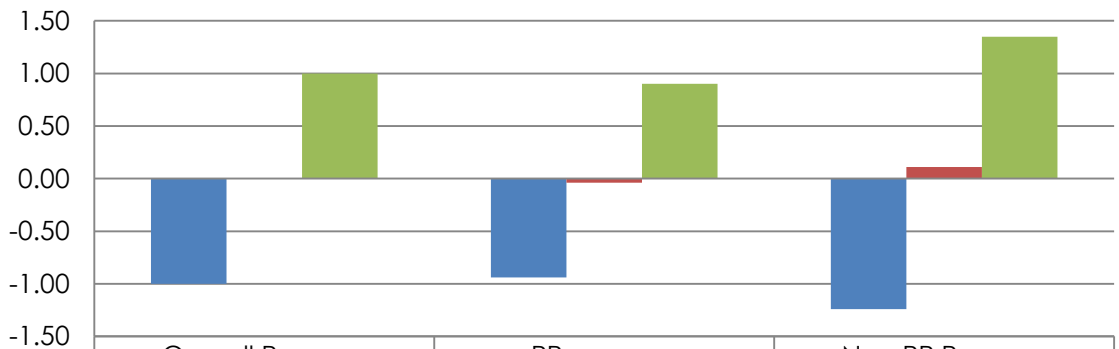
Oakfield Attainment 8 score has improved from 6.12 to 6.84 per student, an increase of 0.72, a trend which is not replicated locally or nationally. An Attainment 8 score has now been recorded in the Ebacc element of 1.00 which is the biggest improvement. This reflects the changes in curriculum as more learners are now studying GCSE subjects.

Disadvantaged Attainment 8 data



Disadvantaged learners' attainment 8 score has made a 1.25 increase in the average score per learner. This further demonstrates the impact of curriculum change and innovative teaching and learning.

2016-17 Contextual analysis



	Overall Progress	PP progress	Non PP Progress
Progress 8	-1.00	-0.94	-1.24
Oakfield Progress	0.00	-0.04	0.11
Difference between	1.00	0.90	1.35

To contextualise the progress 8 measure individual learners' progress scores were recalculated based on the number of grades they each achieved. This resulted in the overall progress 8 score rising to 0.00, further validating the outstanding progress made by all learners.

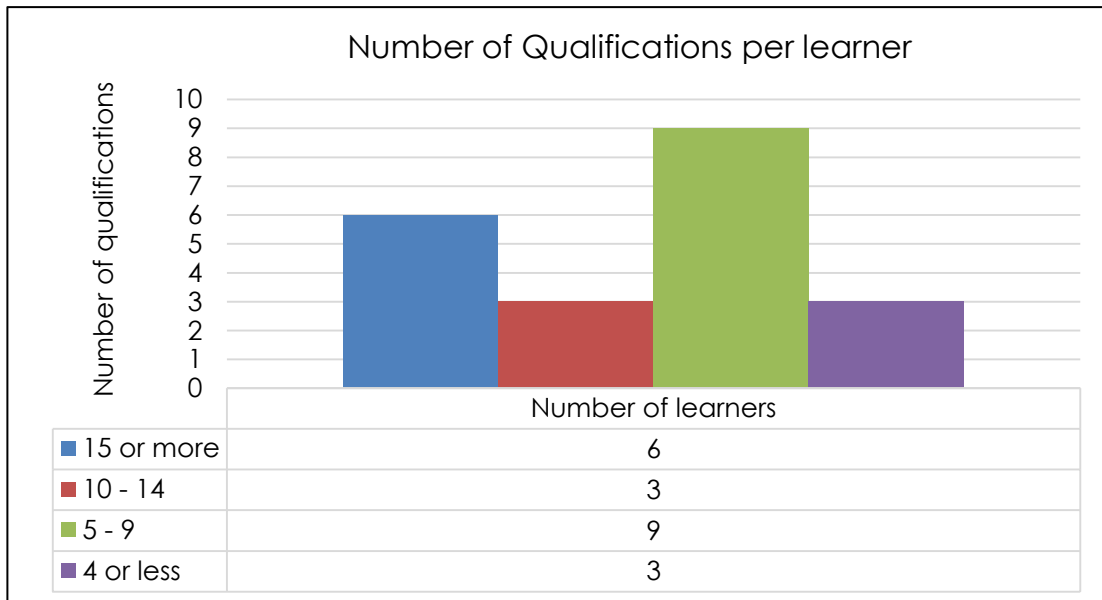
Actual results Summer 2017 (All)

Subject	Levels of progress from KS2 starting point									
	<1 LOP		1LOP		2LOP		3LOP		4+LOP	
	%	No.	%	No.	%	No.	%	No.	%	No.
Maths	0	0	11	2	63	12	21	4	5	1
English	21	4	42	8	11	2	21	4	5	1
Science	26	5	5	1	42	8	21	4	5	1

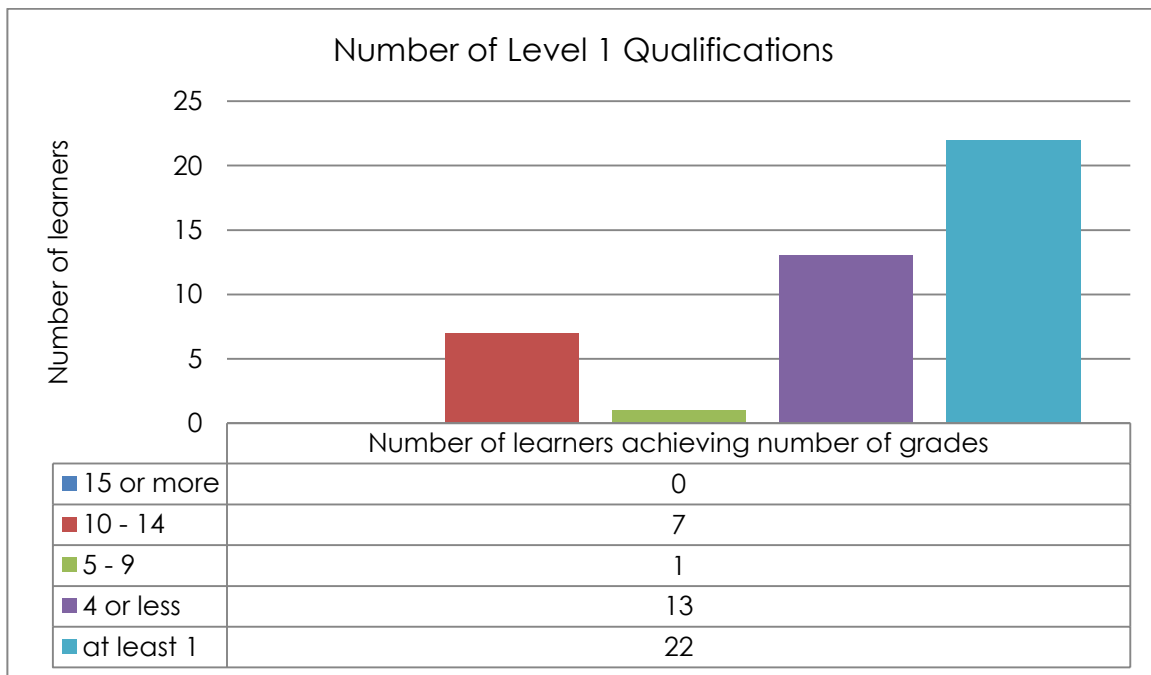
From the Year 11 cohort in 2016-17 26% of learners made on average 3 or more levels of progress, with a further 38% (average) making 2 levels of progress. More progress was made in Maths with 89% of learners making 2 or more levels of progress from their starting points. This is outstanding progress taking into consideration the individual needs of learners and their starting points.




Key Stage 5 Results data 2016 – 2017



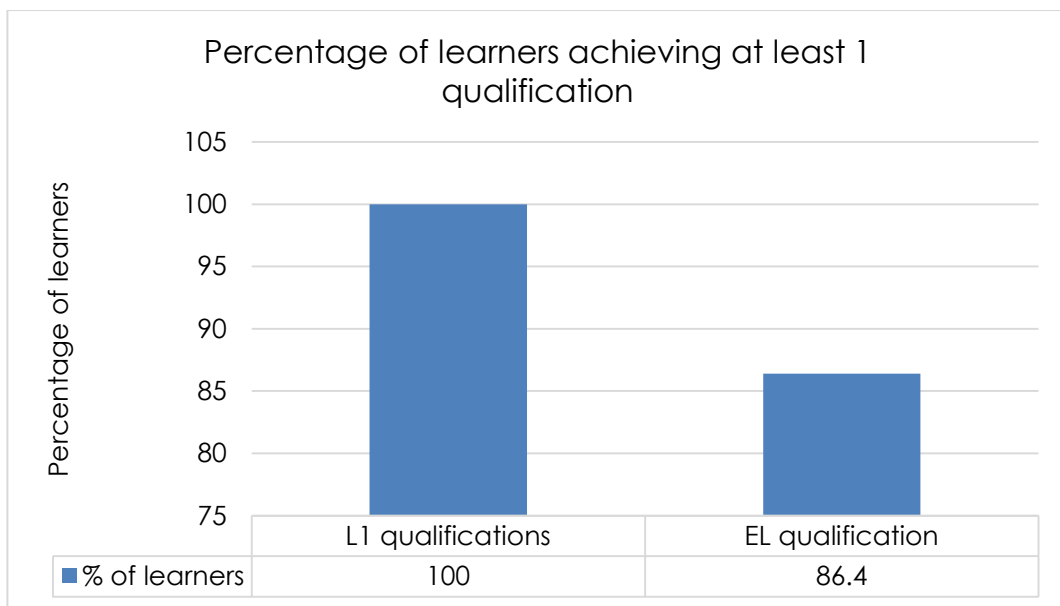
28.6% of Year 14 leavers left with 15 or more qualifications, a further 14.3% left with between 10 and 14. The majority, 42.9%, left with between 5-9 qualifications.



33.3% of Year 14 leavers left with between 10 and 14 Level 1 qualifications, a further 4.8% left with between 5 and 9. The majority of learners, 61.9% achieved 4 or less level 1 qualification.



For those learners studying entry level qualifications 42.9% achieved between 5 and 9 entry level qualifications, 57.1% achieved 4 or less. The majority of the whole cohort, 90.5% achieved at least 1 Entry Level qualification.

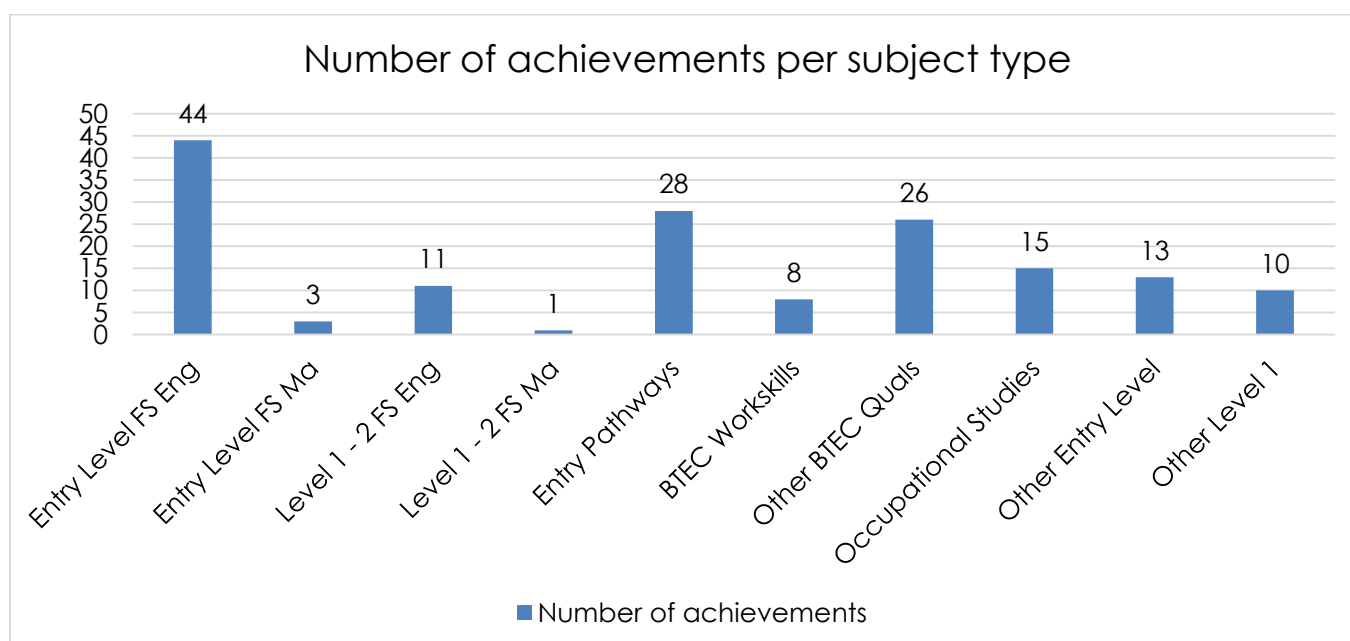


100% of learners studying qualification at Level 1 gained at least 1 Level 1 qualification. 86.4% of learners studying entry level qualification gained at least 1 entry level qualification. The learners who did not achieve entry level qualifications achieved at Level 1.

SUBJECT and QUALIFICATION				
Core Skills	Number of learners			
	Entry 1	Entry 2	Entry 3	Level 1/2
English Functional Skills	2	4	10	3
WJEC Additional English		8	5	
Maths Functional Skills	6	6	5	1
Vocational Qualifications				
NCFE	Number of Learners			
	Level 1	Level 2	Level 3	
Occupational Studies Award	2	2		
Occupational Studies Certificate	19	6		
Alcohol Awareness Award	8			
Personal Safety Award	8			
Stress Awareness Award	8			
Radio Production Award	9			
Health and Safety Awareness Award	9			
Performance Skills		1		
ICT and i-Media Qualifications	Number of Learners			
	Level 1	Level 2	Level 3	
Business & ICT First Award	4	3		
IT Users Award		2		
IT Users Certificate		7		

BTEC Qualifications	Number of Learners		
	Entry Level 3	Level 1	Level 2
BTEC Certificate Introduction to Hospitality Industry		3	
BTEC Award Fashion & Clothing		3	
BTEC Award Health & Social Care		1	
BTEC Certificate Health & Social Care		2	
BTEC Award Land Based Study		1	
BTEC Certificate Land Based Study		2	
BTEC Award Performing Arts	1	2	
BTEC Certificate Performing Arts		4	
BTEC Award in Sport & Active Leisure		1	
BTEC CERT in Sport & Active Leisure		1	
BTEC Art & Design Award	1	1	
BTEC Art & Design Certificate		2	
BTEC Workskills Award		8	
WJEC, ABC and ASDAN Qualifications	Number of Learners		
	Entry Level 3	Level 1	Level 2
WJEC Entry Level in Personal Progress	4		
WJEC Entry Level in Healthy Living & Fitness	3		
ABC Award in Practical Floristry Skills		1	2
ASDAN CoPE Certificate		2	
ASDAN Wider Key Skills		9	

Entry Level 2 WJEC Creative Media and Performance	2 learners
Basic First Aid Certificate	19 learners



Key Stage 5 attainment

In 2017 there were 17 Year 14 Leavers, 3 Year 13 Leavers and 1 Year 12 Leaver. There were 8 MLD, 11 SLD, 1 SEMH and 1 SLCN leaver. The number of SLD learners was higher than in previous years at 11. 10 Key Stage 5 learners left with 8 or more qualifications. The other 9 learners left with units worth 8 credits gaining a WJEC entry pathways personal progress qualification award and an NOCN independent living award.

The Key Stage 5 curriculum combines relevant core qualifications with vocational and personal development accreditation. Acquiring skills in preparation for adulthood is fundamental to Oakfield's key stage 5 provision.

Oakfield continues to offer a personalised curriculum at Key Stage 5 that has given all learners the opportunity to gain a range of accreditation. There are a wide range of subjects offered to suit the ability, interests and needs of each learner. Some new subjects were added this year, including NCFE Health and Safety Awareness and NCFE Personal Safety. These courses are important for learners at Oakfield as they support their personal development and workplace skills when they leave. 100% of the leavers in 2017 are currently in workplace training, further education or at a community interest company.